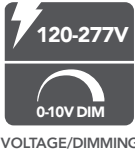


# EXTDRIVE T5

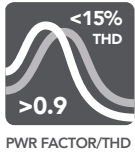
UL TYPE C LED T5 TUBE + EXTERNAL DRIVER



WARRANTY



VOLTAGE/DIMMING



PWR FACTOR/THD



EFFICACY



OPERATING TEMP



LENS



CRI



BEAM ANGLE



RATED LIFE

## dimmable external driver

true T5  
diameter  
(5/8")



- New high performance nano lens material.
- Flicker-free LED driver.
- One driver for 1, 2, 3 or 4 LED tubes.
- Patented fully diffused lens cover for uniform, glare free illumination.
- High on the DLC list with industry leading LPW.
- Reduce energy usage up to 70%



**RemPhos** by Light Efficient Design  
lighting on target

FOR LIGHT EFFICIENT DESIGN PRODUCT INFO CALL Light Efficient Design • 188 S. Northwest Highway • Cary, IL 60013 • 847.380.3540 • led-llc.com  
FOR REMPHOS PRODUCT INFO CALL RemPhos by Light Efficient Design • 30 Log Bridge Road, Building 200 • Middleton, MA 01949 • 877.997.3674 • remphos.com

10.12.18 Information is subject to change without notice.

# EXTDRIVE T5 UL TYPE C LED T5 TUBE + EXTERNAL DRIVER



## ORDERING GUIDE

A	B	C	D	E	F	G	H	
TOTAL SYSTEM WATTAGE/ LUMEN OUTPUT	LED BAR LENGTH	# OF BARS PER DRIVER	SYSTEM (KIT) PART # TO ORDER	WATTAGE PER LED BAR	LUMENS PER LED TUBE	COLOR	DLC	
10W/1300LM	2FT	1	RPT-B-EXTDRIVE-T5-G1-10W-2FT-1L-8XX	10	1300	35/40/50		
		2	RPT-B-EXTDRIVE-T5-G1-10W-2FT-2L-8XX	10	1300	35/40/50		
		3	RPT-B-EXTDRIVE-T5-G1-10W-2FT-3L-8XX	10	1300	35/40/50		
		4	RPT-B-EXTDRIVE-T5-G1-10W-2FT-4L-8XX	10	1300	35/40/50		
	3FT	1	RPT-B-EXTDRIVE-T5-G1-10W-3FT-1L-8XX	10	1300	35/40/50		
		2	RPT-B-EXTDRIVE-T5-G1-10W-3FT-2L-8XX	10	1300	35/40/50		
		3	RPT-B-EXTDRIVE-T5-G1-10W-3FT-3L-8XX	10	1300	35/40/50		
		4	RPT-B-EXTDRIVE-T5-G1-10W-3FT-4L-8XX	10	1300	35/40/50		
	4FT	1	RPT-B-EXTDRIVE-T5-G1-10W-4FT-1L-8XX	10	1300	35/40/50		
		2	RPT-B-EXTDRIVE-T5-G1-10W-4FT-2L-8XX	10	1300	35/40/50		
		3	RPT-B-EXTDRIVE-T5-G1-10W-4FT-3L-8XX	10	1300	35/40/50		
		4	RPT-B-EXTDRIVE-T5-G1-10W-4FT-4L-8XX	10	1300	35/40/50		
15W/1950LM	2FT	2	RPT-B-EXTDRIVE-T5-G1-15W-2FT-2L-8XX	15	1950	35/40/50		
		3	RPT-B-EXTDRIVE-T5-G1-15W-2FT-3L-8XX	15	1950	35/40/50		
		4	RPT-B-EXTDRIVE-T5-G1-15W-2FT-4L-8XX	15	1950	35/40/50		
		2	RPT-B-EXTDRIVE-T5-G1-15W-3FT-2L-8XX	15	1950	35/40/50		
	3FT	3	RPT-B-EXTDRIVE-T5-G1-15W-3FT-3L-8XX	15	1950	35/40/50		
		4	RPT-B-EXTDRIVE-T5-G1-15W-3FT-4L-8XX	15	1950	35/40/50		
		1	RPT-B-EXTDRIVE-T5-G1-15W-4FT-1L-8XX	15	1950	35/40/50		
		2	RPT-B-EXTDRIVE-T5-G1-15W-4FT-2L-8XX	15	1950	35/40/50		
	4FT	3	RPT-B-EXTDRIVE-T5-G1-15W-4FT-3L-8XX	15	1950	35/40/50		
		4	RPT-B-EXTDRIVE-T5-G1-15W-4FT-4L-8XX	15	1950	35/40/50		
		2	RPT-B-EXTDRIVE-T5-G1-20W-2FT-2L-8XX	20	2600	35/40/50		
		3	RPT-B-EXTDRIVE-T5-G1-20W-2FT-3L-8XX	20	2600	35/40/50		
20W/2600LM	2FT	4	RPT-B-EXTDRIVE-T5-G1-20W-2FT-4L-8XX	20	2600	35/40/50		
		2	RPT-B-EXTDRIVE-T5-G1-20W-3FT-2L-8XX	20	2600	35/40/50		
		3	RPT-B-EXTDRIVE-T5-G1-20W-3FT-3L-8XX	20	2600	35/40/50		
		4	RPT-B-EXTDRIVE-T5-G1-20W-3FT-4L-8XX	20	2600	35/40/50		
	3FT	1	RPT-B-EXTDRIVE-T5-G1-20W-4FT-1L-8XX	20	2600	35/40/50		
		2	RPT-B-EXTDRIVE-T5-G1-20W-4FT-2L-8XX	20	2600	35/40/50		
		3	RPT-B-EXTDRIVE-T5-G1-20W-4FT-3L-8XX	20	2600	35/40/50		
		4	RPT-B-EXTDRIVE-T5-G1-20W-4FT-4L-8XX	20	2600	35/40/50		
	30W/3900LM	2FT	3	RPT-B-EXTDRIVE-T5-G1-30W-2FT-3L-8XX	30	3900	35/40/50	
			4	RPT-B-EXTDRIVE-T5-G1-30W-2FT-4L-8XX	30	3900	35/40/50	
			3	RPT-B-EXTDRIVE-T5-G1-30W-3FT-3L-8XX	30	3900	35/40/50	
			4	RPT-B-EXTDRIVE-T5-G1-30W-3FT-4L-8XX	30	3900	35/40/50	
3FT		2	RPT-B-EXTDRIVE-T5-G1-30W-4FT-2L-8XX	30	3900	35/40/50	•	
		3	RPT-B-EXTDRIVE-T5-G1-30W-4FT-3L-8XX	30	3900	35/40/50		
		4	RPT-B-EXTDRIVE-T5-G1-30W-4FT-4L-8XX	30	3900	35/40/50		
		3	RPT-B-EXTDRIVE-T5-G1-36W-2FT-3L-8XX	36	4680	35/40/50		
36W/4680LM		2FT	4	RPT-B-EXTDRIVE-T5-G1-36W-2FT-4L-8XX	36	4680	35/40/50	
			3	RPT-B-EXTDRIVE-T5-G1-36W-3FT-3L-8XX	36	4680	35/40/50	
			4	RPT-B-EXTDRIVE-T5-G1-36W-3FT-4L-8XX	36	4680	35/40/50	
			2	RPT-B-EXTDRIVE-T5-G1-36W-4FT-2L-8XX	36	4680	35/40/50	•
	3FT	3	RPT-B-EXTDRIVE-T5-G1-36W-4FT-3L-8XX	36	4680	35/40/50		
		4	RPT-B-EXTDRIVE-T5-G1-36W-4FT-4L-8XX	36	4680	35/40/50		
		4	RPT-B-EXTDRIVE-T5-G1-36W-4FT-4L-8XX	36	4680	35/40/50		
		4	RPT-B-EXTDRIVE-T5-G1-36W-4FT-4L-8XX	40	5200	35/40/50		
	4FT	4	RPT-B-EXTDRIVE-T5-G1-36W-3FT-4L-8XX	40	5200	35/40/50		
		2	RPT-B-EXTDRIVE-T5-G1-36W-4FT-2L-8XX	40	5200	35/40/50	•	
		3	RPT-B-EXTDRIVE-T5-G1-36W-4FT-3L-8XX	40	5200	35/40/50	•	
		4	RPT-B-EXTDRIVE-T5-G1-36W-4FT-4L-8XX	40	5200	35/40/50		
60W/7800LM	4FT	3	RPT-B-EXTDRIVE-T5-G1-60W-4FT-3L-8XX	60	5200	35/40/50	•	
		4	RPT-B-EXTDRIVE-T5-G1-60W-4FT-4L-8XX	60	7800	35/40/50	•	
80W/10400LM	4FT	4	RPT-B-EXTDRIVE-T5-G1-80W-4FT-4L-8XX	80	10400	35/40/50	•	



FOR LIGHT EFFICIENT DESIGN PRODUCT INFO CALL Light Efficient Design • 188 S. Northwest Highway • Cary, IL 60013 • 847.380.3540 • led-llc.com  
 FOR REMPHOS PRODUCT INFO CALL RemPhos by Light Efficient Design • 30 Log Bridge Road, Building 200 • Middleton, MA 01949 • 877.997.3674 • remphos.com

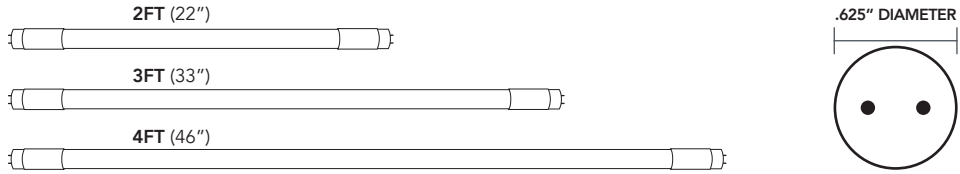
10.12.18 Information is subject to change without notice.

# EXTDRIVE T5

UL TYPE C LED T5 TUBE + EXTERNAL DRIVER




## LED LAMP DIMENSIONS

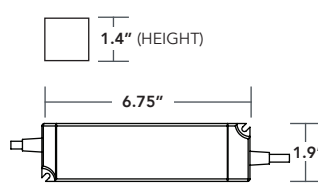


## LED DRIVER DIMENSIONS

### 10-30 WATT DRIVER



### 40-60 WATT DRIVER



### 80 WATT DRIVER

