

LEDWMB G2 OUTDOOR WALL PACK FIXTURE



Elegant LED wall pack for outdoor applications. Different models are available that can replace up to a 250W HID. The wall pack features an adjustable head to direct the light where its needed.

PROJECT NAME _____

PART NUMBER _____

PART NUMBER BUILDER

MANUFACTURER

RPT

MODEL NUMBER

LEDWMB

LUMENS

30L
45L
75L

CRI/CCT

750
740*

OPTIONS

BLANK
120-277VAC LED DRIVER
HV
347-480V AC LEDDRIVER
PC**
120-277VAC PHOTOCELL

GEN

G2

ORDERING EXAMPLE

RPT-LEDWMB-30L-750-PC-G2

HV-PC
347-480V AC LED DRIVER
347-480VAC PHOTOCELL


* CUSTOM ORDER
** STOCKED AT THE FACTORY WITH THE PC

INSTALLATION GUIDE




1

Turn off power to the fixture.



2

Open the box on the back of the fixture using a Phillips screwdriver. Mount the box to the wall. The necessary mounting holes will need to be drilled out. Be sure to also use the provided gasket



3

Make wiring connections. Close housing, using the provided screws. The tilt of the fixture may also be adjusted at this time (see next page).



4

Apply silicone compound around black box to create a water tight seal. Turn on power.

Simplified instructions. Reference full installation guide for more details. Only qualified personnel should perform installation.

QUICK SPECS

INPUT VOLTAGE	120-277V AC
EFFICACY	100 LPW
OPERATING TEMP	-25°C to 55°C
MAX. CASE TEMP	55°C
POWER FACTOR/THD	>0.9 Power Factor, THD<15%
CRI	70+
BEAM ANGLE	TYPE III
RATED LIFE	L70 LED Lifetime > 100,000 hrs
WARRANTY	10 years

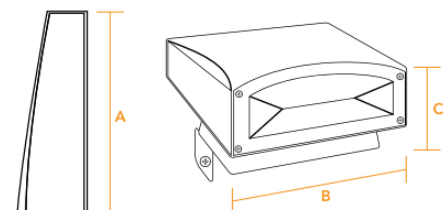
CERTIFICATIONS



Suitable for damp locations

PERFORMANCE LISTINGS

DIMENSIONS




DIMENSIONS (INCHES)	A	B	C
RPT-LEDWMB-30L/45L	9.0	6.8	4.1
RPT-LEDWMB-75L	13.0	10.2	5.1

LEDWMB G2 OUTDOOR WALL PACK FIXTURE


ORDERING GUIDE

CASE QTY	ENERGY STAR	DLC	PART #	LUMEN OUTPUT (LM)	WATTAGE (W)	CCT (K)	VOLTAGE RANGE (V _{AC})	WARRANTY (YRS)	TRADITIONAL EQUIVALENT
6			RPT-LEDWMB-30L-750-G2	3000	30	5000	120-277	10	75W MH/HPS
6			RPT-LEDWMB-45L-750-G2	4500	40	5000	120-277	10	125W MH/HPS
6			RPT-LEDWMB-75L-750-G2	7800	70	5000	120-277	10	175W MH/HPS


ADJUSTING THE HEAD



20 deg



15 deg



10 deg